

HIGHER EDUCATION MANAGEMENT INFORMATION SYSTEM (HEMIS)

REPORT OF SETI CAMPUS 2081/82(2024/2025 A.D.)



Seti Campus

Matela, Bajhang




FOREWORD

The Higher Education Management Information System (HEMIS) report for the fiscal year B.S. 2081/082 (2024/25 A.D.), published by Seti Campus Matela, Bajhang (SC), Nepal compiles and shares major statistical data of SC Bajhang. It offers comprehensive insights into some major aspects of the present status of the campus. The report provides information on the number of students studying, enrollment statistics, Gender Parity Index (GPI), Gross Enrollment Ratio (GER), graduation and pass rates, University Grants Commission (UGC) and other agencies funding scenario .

The report sheds light on the student enrollment ratio including campus level, faculty and program. The student enrollment statistics shows that the number of female students is twice to thrice times greater than that of males and the Education Faculty has the highest student enrollment.

The SC expresses sincere gratitude to UGC Nepal for providing clear information and technical support in order to prepare and complete this report. Their collaboration and commitment to accuracy are highly appreciated. The SC also acknowledges the efforts of everyone involved in preparing the HEMIS report, with special recognition for the dedicated staff and experts whose contributions were vital to its successful completion and publication.



Mr. Bishnu Bhakta Giri
Campus Chief
Seti Campus, Matela, Bajhang



Mr. Naresh Bahadur Deuda
Acting Chairman
Seti Campus, Matela, Bajhang



ACKNOWLEDGEMENTS

This report has been prepared based on the data provided by the administration section and examination section of Seti Campus. Seti Campus highly acknowledges their kind cooperation and support. SC would like to express thankful appreciations to the contribution made by Mr. Bhim Bahadur Khadka, Mr. Suresh Kumar Hamal, Mr. Dhan Prakash Giri, Jeevan Bahadur Bhandari, Mr. Dev Bahadur Khadka, Mr. Dinesh Bahadur Kathayat, Mr. Lalit Raj Joshi and Mr. Lokesh; Similarly, thankful appreciations go to Mr. Suresh Basnet ; Executive Director of DEBUGSOFT Pvt. Ltd. and his team for their technical support in order to enter different data and organize them properly. Seti Campus also would like to express thankful appreciation to all round support of UGC Nepal. Developing and maintaining HEMIS is a group work, contribution of all the teachers and staff of Seti campus and UGC are crucial for up keeping the data system and publication of this annual report, we remain confident for continued cooperation and support of all stakeholders in future endeavors. Seti Campus highly appreciates their contributions.



ABBREVIATIONS AND ACRONYMS

		SC	Seti Campus
BBS	Bachelor of Business Studies	na	Not Available
BED	Bachelor of Education		
GPI	Gender Parity Index	OCE	Office of the controller of examination
GPR	Gross Enrollment Ratio		
HEMIS	Higher Education Management Information System	N/A	Not Applicable
IT	Information Technology	STR	Student Teacher Ratio
MED	Master of Education		
TU	Tribhuvan University		
UGC	University Grants Commission		



Table of Contents

S.N	Major Required Sections	Page No.
1	Section 1 Introduction	1
2	Section 2 Campus Level, Faculty and program	3
3	Section 3 Student Enrolment	4
4	Section 4 Pass Rate	10
5	Section 5 graduates	11
6	Section 6 Gender Parity Index	13
7	Section 7 Public Financing	14
8	Section 8 teachers and Staff	15
9	Section 9 Student-teacher Ratio	18
10	Section 10 Recent Trends (Enrollment, Graduates, Pass Rates and Financing)	20
11	Section 11 Annex Summary Enrollment by Level, Faculty, Program, Gender and caste Ethnicity	22



Section 1 : Introduction

1.1 Overview of Institutional Information

Campus Name:	Seti Campus
Address:	Chhabispathivera V.M. 1, Bajhang Districts
Contact No.:	9858477011
Email:	seticam58@gmail.com
Website/ URL:	https://seticampus.edu.np/
Chair person:	Naresh Bahadur Deuda
Campus Chief	Bishnu Bhakta Giri
Contact Person:	Bishnu Bhakta Giri
IT Focal Person :	Lokesh Giri
Post:	Campus chief
Est. Date:	2063
Affiliation:	Tribhuvan University
Level:	Bachelor and Master
Program:	Bachelor in Education, Bachelor in Business Studies , Master in Education
Specializations:	English Ed, Nepali Ed, HP Ed and Population Ed in Bachelor Level and Nepali Ed. And EPM Ed in Master's Level

Information about educational status of Seti Campus is important to the concerned authority of our country and UGC Nepal. The Higher Education Management Information System (HEMIS) presents about the educational, economical, physical and employment status of Seti Campus through comprehensive data.

This is our first attempt to bring out such information about Seti Campus through HEMIS report after developing HEMIS software for the first time by the full support of UGC Nepal. The report may not be free from its drawbacks due to the limitation of time

This HEMIS report has covered the broad range topics that include student enrollment, staffs, graduation status, physical infrastructure, academic program and financial status of Seti Campus.

1.2 Organization of the Report

There are eleven sections in the report: the first section provides information to the report, the second provides campus level, faculty and program, the third shows the student enrolment data. Similarly the section four presents information on pass rate of students of the campus.

Section five presents graduated students from the campus for last two years, the sixth provides the information about Gender Parity Index (GPI). In section seven public financing status is presented whereas section eight presents information about teachers and staffs of the campus. Section nine and ten provide data on student-teacher ratio and recent trends on different index respectively and section eleven presents information on Annex Summary of various index.

1.3 Methodology

This HEMIS report is prepared with the help of concerned authorities of all the sections and departments of the campus.



The data have been collected from respective sections like account section, examination section and administrative one in written form.

After collecting such data, the IT section has processed and transformed to the format required by database.

1.4 Scope and Limitations

The HEMIS report preparation work was somehow difficult because it was our first attempt. Collecting information and processing data in the new system was both difficult and challenging.



Section 2 : Campus Level, Faculty And Program

The detail about the campus faculty, program and level is presented below.



Seti Campus
Chhabis Pathibhara Rural Municipality, Bajhang

FACT SHEET

General Information of Campus

<p>Campus Name: Seti Campus Affiliating University: Tribhuvan University Address: Matela, Bajhang Province: Sudurpashchim, District: Bajhang Local Level: Chhabis Pathibhara Rural Municipality Campus Phone/Email: / seticam58@gmail.com</p>	<p>Campus Chief Name: Bishnu Bhakta Giri Campus Chief Contact No: 9858477011, Campus Chief Email: seticam58@gmail.com Landline Phone: Focal Person: Lokesh Giri Focal Person Email/Phone: lokexetri2060@gmail.com / 9843435356</p>
---	---

Offered Faculty and Programs

<p>Faculty: a) Management</p>	<p>b) Education</p>	
<p>Level: a) Bachelor</p>	<p>b) Master</p>	
<p>Offered Programs: a) Bachelor in Business Studies</p>	<p>b) Bachelor in Education</p>	<p>c) Master in Education</p>

Summary Report of Enrolled Students

S.No.	Program	Level	Gender		
			Male	Female	Total
1	Bachelor in Business Studies	Bachelor	30	35	65
2	Bachelor in Education	Bachelor	236	413	649
3	Master in Education	Master	48	32	80
Total			314	480	794

Summary Report of Teaching Staff by Gender

S.No.	Post	Gender		
		Male	Female	Total
1	Professor	0	0	0
2	Reader	1	0	1
3	Lecturer	11	0	11
4	Asst. Lecturer	0	0	0
5	Teaching Assistant	0	0	0
6	Other	0	0	0
Grand Total		12	0	12

Summary Report of Non-Teaching Staff by Gender

S.No.	Post	Gender		
		Male	Female	Total
1	Third Class	2	0	2
2	First Class	1	0	1
3	Helper	1	0	1
Grand Total		4	0	4



.....
Campus Chief

.....
UGC Representative



सेती क्याम्पस
चहिसपाथिभेरा गा.पा.-१
बज्रगाउँ, बझाङ

Academic Programs

Seti Campus currently offers three main academic programs that cater to the interests and career goals of students : **Bachelor in Education (B.Ed.)**, **Bachelor in Business Studies (BBS)** and **Master in Education (M.ED.)** The respective programs are designed to provide theoretical knowledge as well as practical skills in their respective fields.

The figure below shows the levels, faculties, and programs offered in this campus. Currently, two faculties are in operation: **Education and Management**. The system also includes an option to add new faculties in the future.

Table 1: Level, Faculty and Programs

S.No.	Program Name	Level	Faculty
1	Bachelor in Business Studies (BBS)	Bachelor	Management
2	Bachelor in Education (B.Ed)	Bachelor	Education
3	Master in Education (M.ED.)	Master	Education



Section 3: Student Enrolment

3.1 Student Enrolment

There are total of 794 students enrolled at Seti Campus out of which 314 are males and 480 belong to female students. Similarly, 65 students have been enrolled in Management and rest are in Education faculty.

3.1.1 Student Enrollment/Registration Detail

Student Enrollment/Registration Detail Report By F.Y/Batch: Name (Full), Roll No, District, Local Level, ethnicity, Gender, Age, Batch Year, Faculty, Level, and Program, and many more details are presented in various reports etc.

The detail information of each student will be recorded in the enrollment. The part of the key information of the system is presented below for instance:

2082/083

Summary Report for students

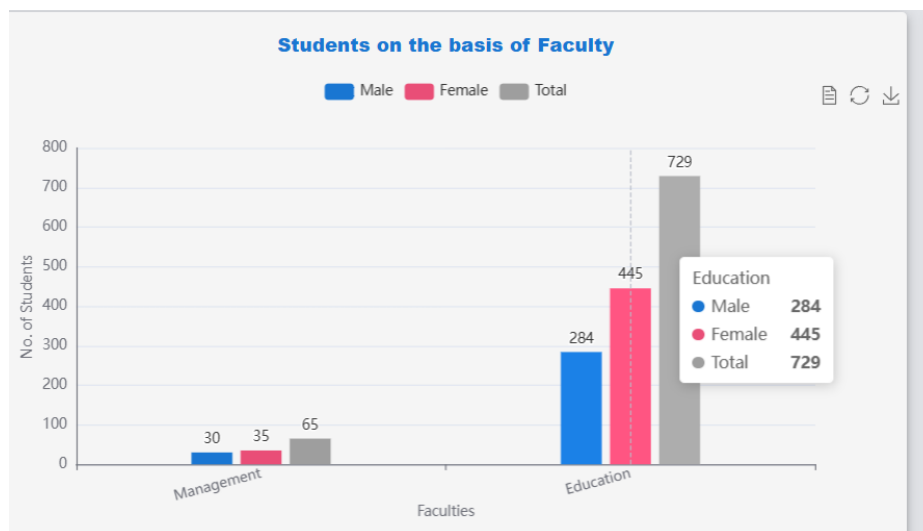
1. Summary of student enrollment in each program

Select Level: All Level | Select Faculty: All Faculty | EXPORT

S.No	Program Name	Level	Faculty	Gender				Ethnicity									
				Male	Female	others	GPI	Total	Brahman	Dalit	Muslim	Tharu	Janajati	Others	Madhesi	Chhetri	Total
1	Bachelor in Business Studies	Bachelor	Management	30	35	0	1.17	65	32	5	0	0	3	0	3	22	65
2	Bachelor in Education	Bachelor	Education	236	413	0	1.75	649	216	70	0	1	21	0	35	306	649
3	Master in Education	Master	Education	48	32	0	0.67	80	26	9	0	0	3	0	5	37	80
Grand Total				314	480	0	1.53	794	274	84	0	1	27	0	43	365	794

3.1.2 Total number of students by faculty and gender

There are total of 794 students enrolled at Seti Campus out of which 314 are males and 480 belong to female students. Similarly, 65 students have been enrolled in Management and rests of them are in Education faculty.



The above bar diagram shows that there are basically two faculties; Management and Education, are in action in this campus. The campus has offered management and education in bachelor's level and only education faculty in Master's one. The number of females is greater than males in both management and education faculties.

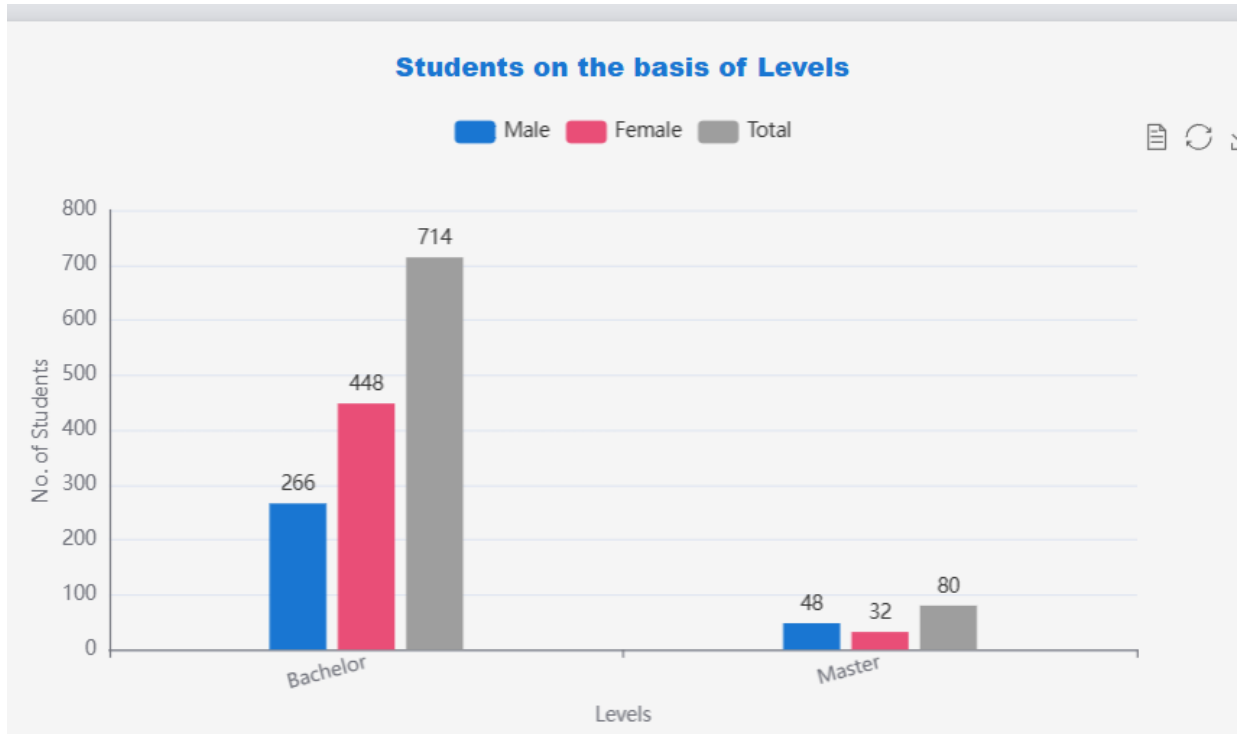
3.1.3 Total number of students by level and gender

Under bachelor level, the campus runs the **Bachelor in Business Studies (BBS)** and Bachelor in Education (B.ED.) programs. The bachelor's level has occupied an enrollment of **714 students**, comprising **266 male** and **448 female** students.

On the other hand, the Master's level has 80 students in totality which includes 48 male and 32 female students.

S.No.	Level	Gender				
		Male	Female	Other	GPI	Total
1	Bachelor	266	448	0	1.68	714
2	Master	48	32	0	0.67	80
Grand Total		314	480	0	1.53	794



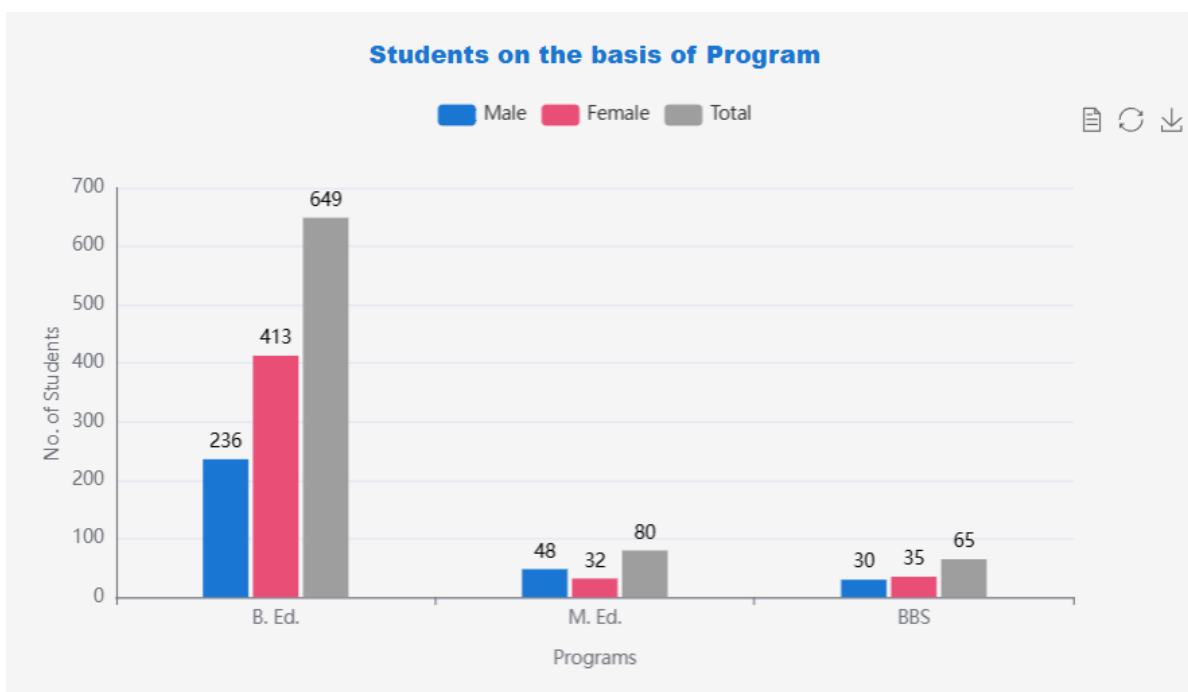


The above tabulation presents the majority of students studying in the campus are female and enrolled in Bachelor’s level.

3.1.4 Total number of students by program and gender

A total of 714 students are enrolled across two levels and three programs: Business Studies under the Faculty of Management and Education under the Faculty of Education. The given table presents enrollment data for two level and three programs: BBS under the Faculty of Management and B.Ed. and M.ED under the Faculty of Education





The above bar diagram shows that there two levels and three programs are in action in the campus. In M.ED program, the number of female students is lesser than that of males but in contrary, the females outnumber the males in both B.ED and BBS programs.

3.1.5 Total students by level, faculty, program, and gender

A total of 794 students are enrolled across two levels and three programs: BBS under the Faculty of Management and B.ED under the Faculty of Education in Bachelor's level and M.ED in Master's level. The given table presents gender wise enrollment data for such levels, faculties and program.

SELECT TOTAL YEAR
2082/083

Summary Report for students

1.Summary of student enrollment in each program

Select Level: All Level | Select Faculty: All Faculty | EXPORT

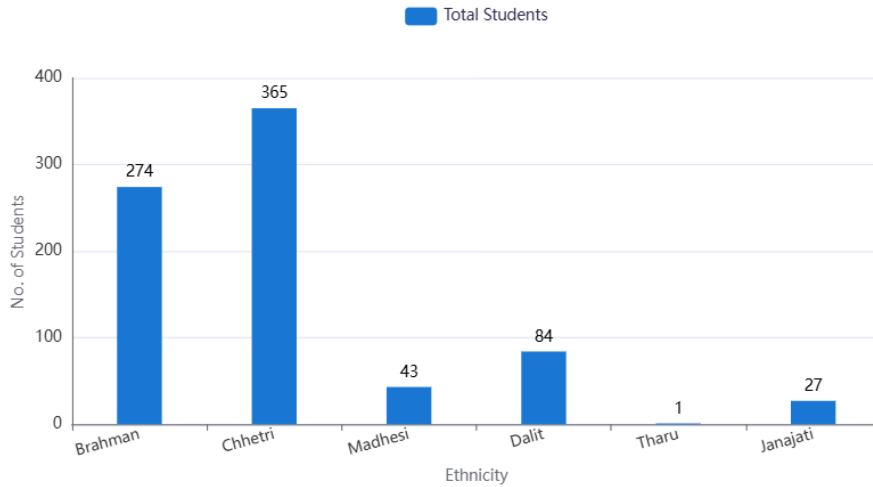
S.No.	Program Name	Level	Faculty	Gender					Ethnicity								
				Male	Female	others	GPI	Total	Brahman	Dalit	Muslim	Tharu	Janajati	Others	Madhesi	Chhetri	Total
1	Bachelor in Business Studies	Bachelor	Management	30	35	0	1.17	65	32	5	0	0	3	0	3	22	65
2	Bachelor in Education	Bachelor	Education	236	413	0	1.75	649	216	70	0	1	21	0	35	306	649
3	Master in Education	Master	Education	48	32	0	0.67	80	26	9	0	0	3	0	5	37	80
Grand Total				314	480	0	1.53	794	274	84	0	1	27	0	43	365	794

The above table shows that there are two levels, two faculties and three programs continuously running in the campus. BBS and B.ED programs have been introduced under bachelor's level. In Management faculty, in total of 65 students 30 males and 35 female students are studying and 413 females and 236 males out of 649 are seen in B.ED program. In M.ED program male students outnumber the females by 48 and 32 respectively.



3.1.6 Total students by level, faculty, program, ethnicity

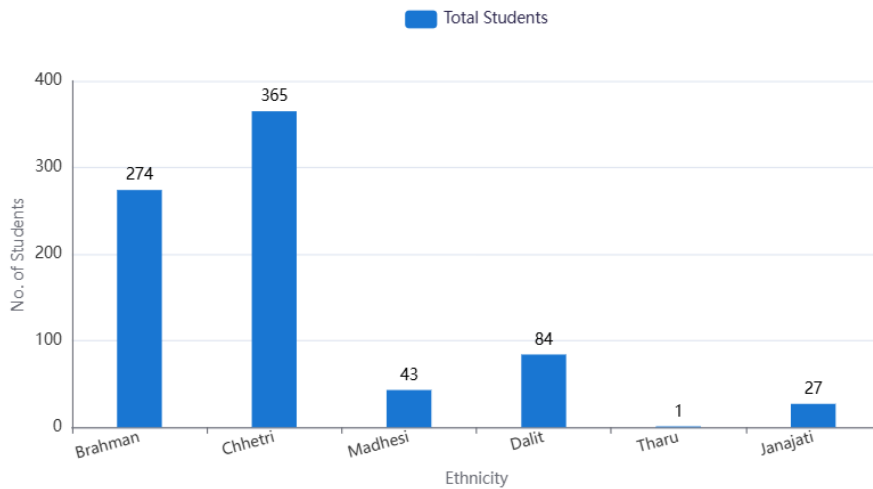
In terms of ethnicity, Chhetri represents the largest group with 365 students, followed by Brahman (274), Dalit (84), Madhesi (43), Janajati(27), and Tharu (1). The data highlights a notable gender imbalance and ethnic diversity across all programs



The above table shows that the majority of students represent the Chhetri and there are no Muslim students in the campus.

3.1.7 Currently studying students by ethnicity

Ethnicity includes the students from different caste, cultures and livelihood across the country. The data reflects the enrollment situation of different ethnic communities studying in the campus



3.1.8 Total students distributed by age

Age shows the life span of students and the following table presents the age wise data of the campus.



Select Level		Select Faculty		Select Program		EXPORT	
All Levels		All Faculties		All Programs			
S.No.	Age Group	Gender			Total		
		Male	Female	Others			
1	Below 18	5	18	0	23		
2	18-22	105	267	0	372		
3	23-27	76	80	0	156		
4	28-32	100	104	0	204		
5	Above 32	28	11	0	39		
Grand Total		314	480	0	794		

The above table shows that the age group of 18-22 has the highest number (372) of students followed by 28-32 (204), 23-27 (156), above 32 (39) and below 18 (23).

3.1.9 Total student by Province

		EXPORT							
S.No.	Program	Koshi	Madhesh	Bagmati	Gandaki	Lumbini	Karnali	Sudurpashchim	Total
1	Bachelor in Business Studies	0	0	0	0	0	0	65	65
2	Bachelor in Education	0	0	0	0	0	2	647	649
3	Master in Education	0	0	0	0	0	0	80	80
Grand Total		0	0	0	0	0	2	792	794

3.1.10 Total student by ecological belt and gender

Select Level		Select Faculty				EXPORT								
All Level		All Faculty												
S.No.	Program	Mountain				Hill				Terai				Total
		Male	Female	Other	Total	Male	Female	Other	Total	Male	Female	Other	Total	
1	Bachelor in Business Studies	29	35	0	64	0	0	0	0	1	0	0	1	65
2	Bachelor in Education	234	409	0	643	1	2	0	3	1	2	0	3	649
3	Master in Education	46	32	0	78	2	0	0	2	0	0	0	0	80
Grand Total		309	476	0	785	3	2	0	5	2	2	0	4	794



Section 4: Pass Rate

4.1. Student Pass rate by Program and Gender in fiscal year 2081/082

We are under collecting and entering the data so the table shows the null data. And it will be updated soon.

S.No.	Program	Total Appeared students in Exam				Total passed Students				Pass Percent (%)			
		Male	Female	Others	Total	Male	Female	Others	Total	Male	Female	Others	Total
1	Bachelor In Business Studies	0	0	0	0	0	0	0	0	0.00	0.00	0.00	0.00
2	Bachelor In Education	0	0	0	0	0	0	0	0	0.00	0.00	0.00	0.00
3	Master In Education	0	0	0	0	0	0	0	0	0.00	0.00	0.00	0.00
Grand Total		0	0	0	0	0	0	0	0	0.00	0.00	0.00	0.00



Section 5: Graduates

5.1. Number of graduated students by program and gender in fiscal year 2082/083

Select Fiscal Year		Select Level		Select Faculty			
2082/083		All Level		All Faculty		EXPORT	
S.No.	Program	Gender			Total		
		Male	Female	Other			
1	Bachelor in Education	3	1	0	4		
Grand Total		3	1	0	4		

5.2. Number of graduated students by program and gender in fiscal year 2081/082


S.No.	Program	Gender			Total
		Male	Female	Other	
1	Bachelor in Education	2	3	0	5
Grand Total		2	3	0	5

5.3. Number of graduated students by program and gender in fiscal year 2080/081

Select Fiscal Year		Select Level		Select Faculty			
2080/081		All Level		All Faculty		EXPORT	
S.No.	Program	Gender			Total		
		Male	Female	Other			
1	Bachelor in Education	9	8	0	17		
2	Bachelor in Business Studies	1	2	0	3		
Grand Total		10	10	0	20		

5.4. Number of graduated students by program and ethnicity in fiscal year 2080/081

S.No.	Program	Ethnicity							Total
		Chhetri	Brahman	Janajati	Muslim	Madhesi	Dalit	Tharu	
1	Bachelor in Education	12	5	0	0	0	0	0	17
2	Bachelor in Business Studies	2	1	0	0	0	0	0	3
Grand Total		14	6	0	0	0	0	0	20



5.5. Number of graduated students by program in different fiscal year

5.Number of Graduated Students in the last 5 FY

Select Level: **All Level** | Select Faculty: **All Faculty** | EXPORT

S.No.	Program	Last 5 fiscal years				
		2078/079	2079/080	2080/081	2081/082	2082/083
1	Bachelor in Business Studies	0	0	3	0	0
2	Bachelor in Education	1	5	17	5	4
Grand Total		1	5	20	5	4



5.6. Number of dropout students by program and ethnicity in relevant fiscal year

S.No.	Program	Gender			
		Male	Female	Other	Total
	Grand Total	0	0	0	0



Section 6: Gender Parity Index

1. Gender Parity Index

The **Gender Parity Index (GPI)** is a statistical measure used to assess the relative access and participation of males and females in a particular educational context. Typically, it is expressed as a ratio:

The Formula for GPI is as below:

$$\text{GPI} = \frac{\text{Number of females enrolled or attaining a certain level}}{\text{Number of males enrolled or attaining that same level}}$$

A GPI value close to **1.0** indicates parity between genders, whereas values below or above 1.0 suggest disparities:

GPI helps in understanding whether policies are successfully addressing gender imbalances. Data-driven insights from GPI can guide targeted interventions, such as scholarships, support programs, and outreach efforts. Educational authorities use GPI to monitor progress towards gender equality goals and to set benchmarks for improvements.

The GPI index by program, level, and faculty is shown in the table below

S.No.	Faculty	Gender				
		Male	Female	Other	GPI	Total
Grand Total		0	0	0	0.00	0

S.No.	Level	Gender				
		Male	Female	Other	GPI	Total
1	Bachelor	266	448	0	1.68	714
2	Master	48	32	0	0.67	80
Grand Total		314	480	0	1.53	794

The more female students studying on our campus is based on the calculated GPI shown in the above table. The higher number of female students studying in the Education faculty compared to the Management faculty. A GPI of 1.68 shows that the campus has a significantly higher proportion of students compared to male students in Education Faculty. In other words, nearly three female students are enrolled for every one male student.



Section 7: Public Financing

Sources of Income	Amount (Rs.)	Total Expenditures			
		Operating Costs	Amount	Capital Expenditure	Amount
Exam Fee	2734315	Others	827065	Equipments	135195
Fixed Interest	30046	Maintenance	388630	Books & Stationary	229182
Others	322535	Teaching Material	84579	Land/ Construction	2912433
Tuition Fee	6224255	Exam	2850513		
Ga Pa Grant	492500	Salary	5393081		
UGC Grant	5768226				
Grand Total	15571877		9543868		3276810



Section 8: Teachers and Staffs

8.1 Teaching and Non-Teaching Staff

Seti Campus has a total of 16 staffs including teaching and Non-teaching staff. The Non-teaching staff is categorized by Technical and Administrative staff. The report shows the staff record from different perspectives of the reporting as Gender, Qualification, Ethnicity, joining type, Post, Categories, and etc.

8.2 Teaching Staff

All the teaching staffs detail of our campus is presented in the table below. The teaching members' details are summarized by the post, joining type, and gender.

8.3 Total number of teachers by ethnicity and gender

Out of a total of 12 teachers, male teachers dominate with 11 individuals, while only 1 is female, and there is no representation of other gender identities. In terms of ethnicity, all are Chhetris. Most teachers are employed under part-time positions, whereas three teaching and four non teaching staffs are permanent ones.

8.4 Summary of Teaching Staffs by Gender

S.No.	Faculty	Gender			Total
		Male	Female	Others	
1	Education	12	0	0	12
	Grand Total	12	0	0	12

The table shows that all teachers are male. We need at least some female teachers in the near future.

8.5 Summary of Teaching Staffs by position

S.No.	Position	Male	Female	Others	Total
1	Reader	1	0	0	1
2	Lecturer	11	0	0	11
	Total	12	0	0	12

The above table presents the position wise data of Seti Campus. There are 11 teachers who gain the position of lecturer whereas only one is reader.



8.6 Total number of teachers and Staff by position, job type and gender

Out of a total of 12 teachers, male teachers dominate with 11 individuals, while only 1 is female, and there is no representation of other gender identities. In terms of ethnicity, all are Chhetris. Most teachers are employed under part-time positions, whereas three teaching and four non teaching staffs are permanent ones.

8.6 Summary of Teaching Staffs by Department

S.No.	Department	Male	Female	Others	Total Teachers	Total Students	Ratio (Student/Teacher)
1	Dept. of English	1	0	0	1	0	0
2	Dept. of HPE	2	0	0	2	0	0
3	Dept. of Nepali	6	0	0	6	0	0
4	Education	3	0	0	3	603	201.00
	Total	12	0	0	12	603	50.25

8.7 Non-teaching Staff

All the non-teaching staffs working in our campus is presented in the table below. The non-teaching staffs details are summarized by the post, joining type, and gender.

8.7 Non-teaching staff according to their position

The summary of non-teaching staff at Setii Campus shows a total of 4 members. All are representing males and full time ones.

S.No.	Position	Male	Female	Others	Total
1	Peon	1	0	0	1
2	Third Class	1	0	0	1
3	Third Class	1	0	0	1
4	First Class	1	0	0	1
	Grand Total	4	0	0	4

8.9 Summary of Non-Teaching Staffs by Section

The given table presents the distribution of non-teaching staff at Seti Campus, revealing a total of four personnel across different administrative roles. Specifically, there is one Office Assistant, one Assistant Accountant, one staff member, and an IT Focal Person recently appointed by the campus.



S.No.	Section	Male	Female	Others	Total
1	Account	1	0	0	1
2	Administration	1	0	0	1
3	Exam	1	0	0	1
4	IT	1	0	0	1
5	Library	0	0	0	0
6	Secretariat of Campus Chief	0	0	0	0
Grand Total		4	0	0	4



Section 9: Student-Teacher Ratio

9.1 About Student-Teacher Ratios

The **student-teacher ratio** is a metric used to measure the number of students assigned to each teacher in a college. It gives an idea of the average class size and how much individual attention a student might receive. Lower ratios usually indicate smaller class sizes, allowing for more personalized instruction and Higher ratios might suggest crowded classrooms, which can impact learning quality. The standard formula of the student-teacher ratio is as below:

$$\text{Student-Teacher Ratio} = \frac{\text{Number of Students}}{\text{Number of Teachers}}$$

The Student-teacher ratio is a key indicator that reflects the level of attention and support students may receive in an educational setting.

9.2 Student-Teacher Ratios on Campus

In the given data, there are 12 teachers and 794 students in the campus right now. The student-Teacher ratio is 66.17.





Seti Campus

Chhabis Pathibhara Rural Municipality, Bajhang

FACT SHEET

General Information of Campus

Campus Name: Seti Campus

Affiliating University: Tribhuvan University

Address: Matela, Bajhang

Province: Sudurpashchim, District: Bajhang

Local Level: Chhabis Pathibhara Rural Municipality

Campus Phone/Email: / seticam58@gmail.com

Campus Chief Name: Bishnu Bhakta Giri

Campus Chief Contact No: 9858477011.

Campus Chief Email: seticam58@gmail.com

Landline Phone:

Focal Person: Lokesh Giri

Focal Person Email/Phone: lokexetri2060@gmail.com / 9843435356

Offered Faculty and Programs

Faculty:

a) Management

b) Education

Level:

a) Bachelor

b) Master

Offered Programs:

a) Bachelor in Business Studies

b) Bachelor in Education

c) Master in Education

Summary Report of Enrolled Students


S.No.	Program	Level	Gender		
			Male	Female	Total
1	Bachelor in Business Studies	Bachelor	30	35	65
2	Bachelor in Education	Bachelor	236	413	649
3	Master in Education	Master	48	32	80
Total			314	480	794

Summary Report of Teaching Staff by Gender

S.No.	Post		Gender		
			Male	Female	Total
1	Professor	0	0	0	
2	Reader	1	0	1	
3	Lecturer	11	0	11	
4	Asst. Lecturer	0	0	0	
5	Teaching Assistant	0	0	0	
6	Other	0	0	0	
Grand Total			12	0	12

Summary Report of Non-Teaching Staff by Gender

S.No.	Post		Gender		
			Male	Female	Total
1	Third Class	2	0	2	
2	First Class	1	0	1	
3	Helper	1	0	1	
Grand Total			4	0	4

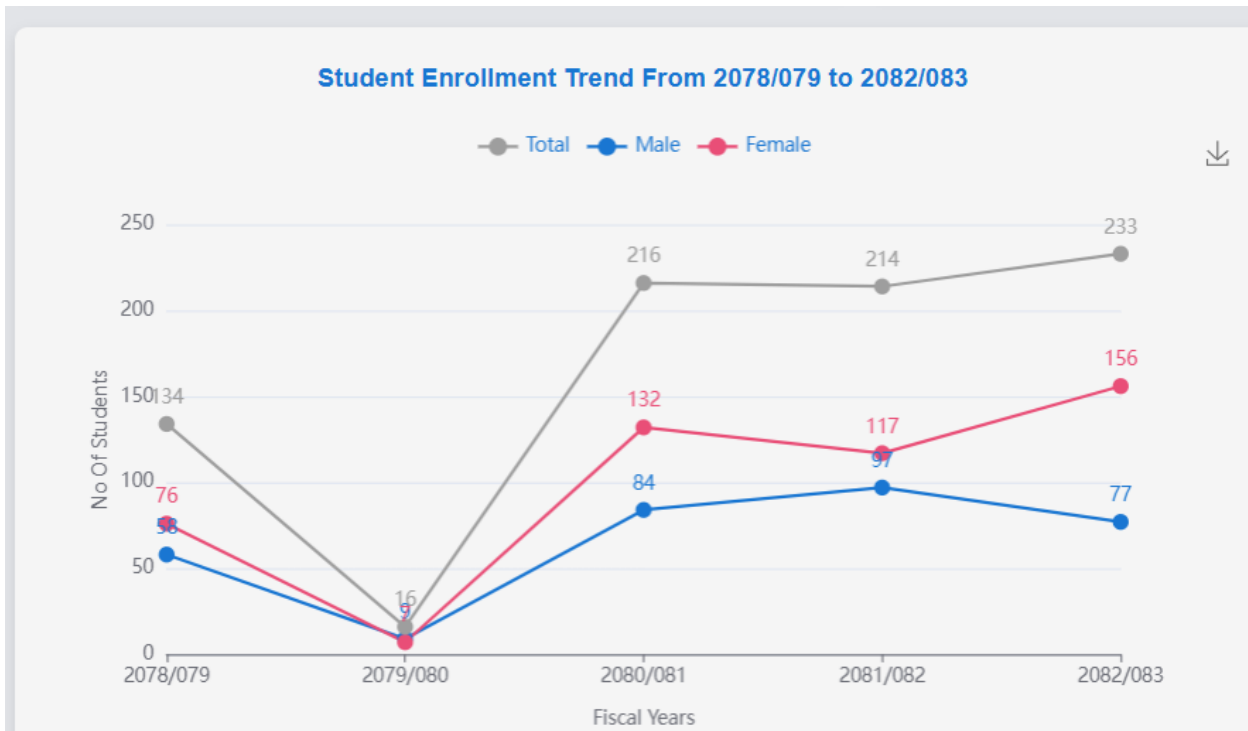

Campus Chief

.....
UGC Representative



Section 10: Recent Trends (Enrollment, Graduates, Pass Rates and Financing)

10 Student Enrollment Trends

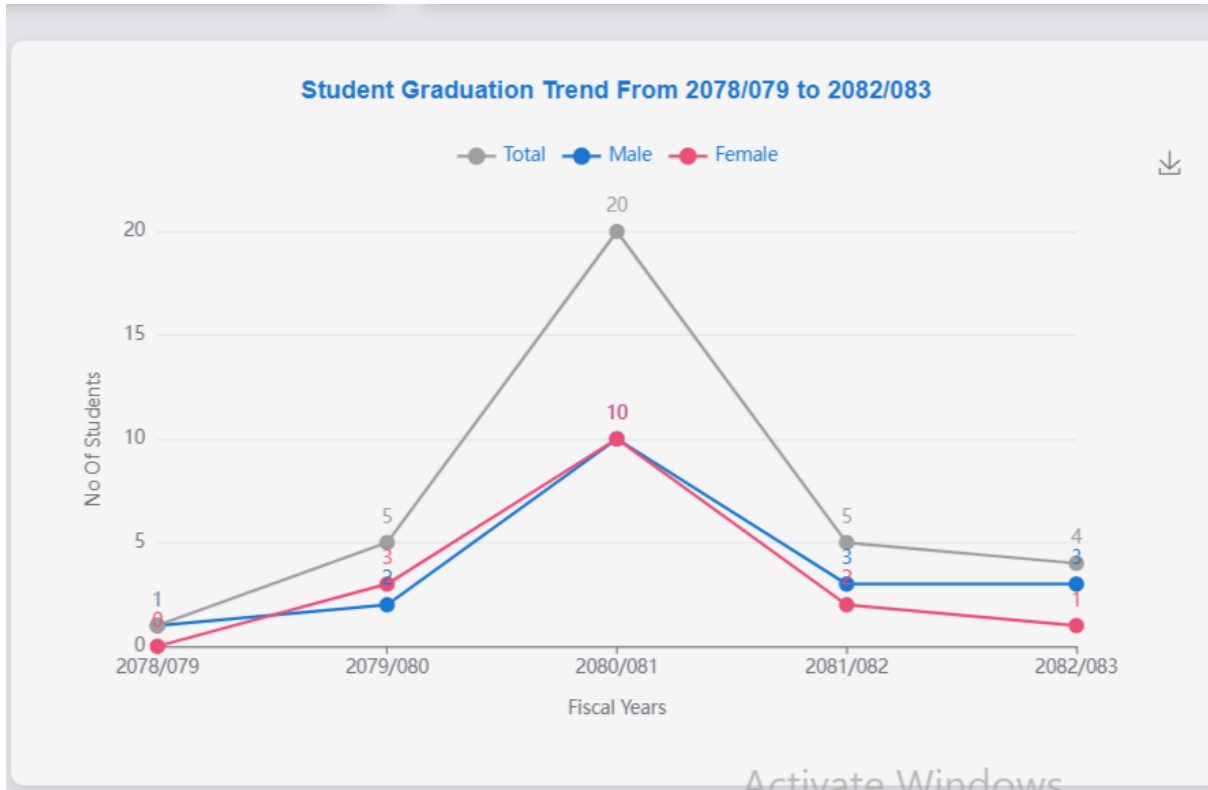


The above table shows the student enrollment trend at Seti Campus from fiscal year 2078/079 to 2082/083 shows a general improvement followed by a slight to rapid recovery. Total student enrollment increased from 134 in 2078/079 then goes down to 16 by 2079/080. And goes high in 080/081. And goes high in 082/83. Female student enrollment is higher than that of males in all academic years.



10.1 Student Graduates Trends

Here is a graph for the Graduation trends display as a statistical summary but the graduation data are not accurately updated yet in the HEMIS. So, The report is not factual. The graphs shows the value of the 2078/079 to 2082/083.



Section 11: Annex Summary Enrollment by Level, Faculty, Program, Gender and Caste Ethnicity

11 Enrollment by Level, Faculty, Program, Gender and caste ethnicity

Seti Campus currently offers bachelor as well as Master level education through two main faculties: Management and Education. A total of 794 students are enrolled across these programs. The Management faculty runs the Bachelor in Business Studies (BBS) program, while the Education faculty offers the Bachelor in Education (B.Ed) and M.ED program

There are total of 794 students enrolled at Seti Campus out of which 236 are males and 413 belong to female students. Similarly, 65 students have been enrolled in Management and rests of them are in Education faculty.

A total of 794 students are enrolled across two levels and three programs: BBS under the Faculty of Management and B.ED under the Faculty of Education in Bachelor's level and M.ED in Master's level. The given table presents gender wise enrollment data for such levels, faculties and program.




The age wise data shows that the age group of 18-22 has the highest number (372) of students followed by 28-32 (204), 23-27 (156), above 32 (39) and below 18 (23).

This breakdown illustrates both the gender disparity favoring female enrollment and the broad ethnic diversity present in Seti Campus's student body.

11.1 Students Enrollment by Province

Seti Campus HEMIS report of Seti Campus indicates that all 794 enrolled all level students originate exclusively from the Other province with no representation from the Sudurpaschim and Karnali Province. This concentration may reflect the campus's provisional location and its accessibility to students from the Sudurpaschim. Notably, female students constitute nearly half percent of the total enrollment, highlighting a significant gender disparity favoring female participation. This trend aligns with national data, where the Gender Parity Index (GPI) in higher education is 1.53, indicating higher female enrollment overall. The absence of students from the Terai and Hill regions underscores the need for targeted outreach and support programs to enhance provisional diversity and inclusivity in higher education.



Progress Report on Campus Digitalization Performance Grants Indicator: Strengthening Web-based HEMIS			
Under UGC NEHEP Extending Digitalization of Higher Education (DLI-6)			
			Date: 2021.12.20
Name of Campuses:	Seti Campus		
Address:	Matela, Rajhang (Chhobispathivara Ga. pa. 1)		
Website Address:	www.seticampus.edu.np		
HEMIS Link:	hemis.seticampus.edu.np		
Published HEMIS Report Digital Copy Link in Website			
Indicator:	Strengthening Web-based HEMIS :		
Activities: Campus HEMIS establishment with online Data Entry and Reporting as UGC suggested Format:			Status
Has Campus established dynamic full functional website and kept link of HEMIS other useful software in website:			(Y)
Has Campus established web based HEMIS software as UGC suggested Technology, Structure and Guidelines:			(Y)
Campus HEMIS has standard online Data entry, report structure and compatible software system with UGC HEMIS:			(Y)
Has Campus HEMIS integrated with University HEMIS to UGC HEMIS system including with provision of online data reporting automatically			(Y)
Has Campus completed their recent academic data entry and generating executive reports through HEMIS system and campus HEMIS based online data reporting to University and UGC HEMIS			(Y)
Has Campus their HEMIS login credential (Superadmin, Normal username, password etc)			(Y)
Has Campus successfully prepared and published HEMIS report based on their HEMIS reporting module and kept in website			(Y)
Has campus taken their official Website Domain, HEMIS Sub domain and Campus HEMIS hosted from Nepal Government Integrated Data Management Center (IDMC) Singhadarbar:			(Y)
Does data on EMIS system at college matches with data at UGC HEMIS campus factsheet pushed through API (check validation from remote access tools like anydesk, ultraview etc)			(Y)
Necessary System and Documents Check List:			Attached (Y/N)
1. Cover Letter for Requesting Grants			(Y)
2. Campus Published HEMIS Report Digital Copy in Website and send to UGC email			(Y)
3. Data reporting to University and UGC HEMIS.			(Y)
Prepared By:	Verified and Approved By:		
HEMIS Staff	Campus Chief		
Name: Lokesh Giri	Name: Bishnu Kharka Giri		
Position: IT officer	Position: campus chief		
Email: lokeshgiri2060@gmail.com	Email: seticampus@gmail.com		
Mobile No.: 9843435356	Mobile No.: 9858477611		
Signature: 	Campus Stamp: 	Signature: 	

सेती क्याम्पस
 शिक्षणप्राप्तिसा मा.पा.-१
 काठमाडौं, नेपाल

सेती क्याम्पस

Seti Campus

मटेला, बझाङ्ग

Matela, Bajhang.

स्थापित: २०६३

Estd.-2006



प.स./च.नं

१८२

मिति : २०८३/०९/२०

श्रीमान सचिव ज्यू,
विश्वविद्यालय अनुदान आयोग,
सानोठिमी, भक्तपुर ।

विषय: HEMIS Report पेश गरिएको बारे ।

उपर्युक्त सम्बन्धमा UGC को NEHEP अर्न्तगत Digitalization कार्यक्रम संग सम्बन्धित Campus HEMIS Report तयार गरी सम्पन्न भएको प्रगति विवरण सहितको प्रतिवेदनहरु संलग्न राखी आवश्यक कार्याभिका लागि पेश गरिएको व्यहोरा अनुरोध छ ।

संलग्न :

1. HEMIS Report 2082/83
2. Vendor Declaration form for HEMIS API Integration
3. Progress Report on Campus Digitalization Performance Grants Indicator

विष्णु भक्त गिरी
क्याम्पस प्रमुख

